

MIRAGE

sauna + hammam

350x210 / h.230

Dati dimensionali Dimensional features

Volume imballo
Packaging Volume 8.45 m³

Peso netto
Net weight 1400 kg.

Peso spedizione
Shipment weight 1545 kg.

Caratteristiche elettriche Electrical features

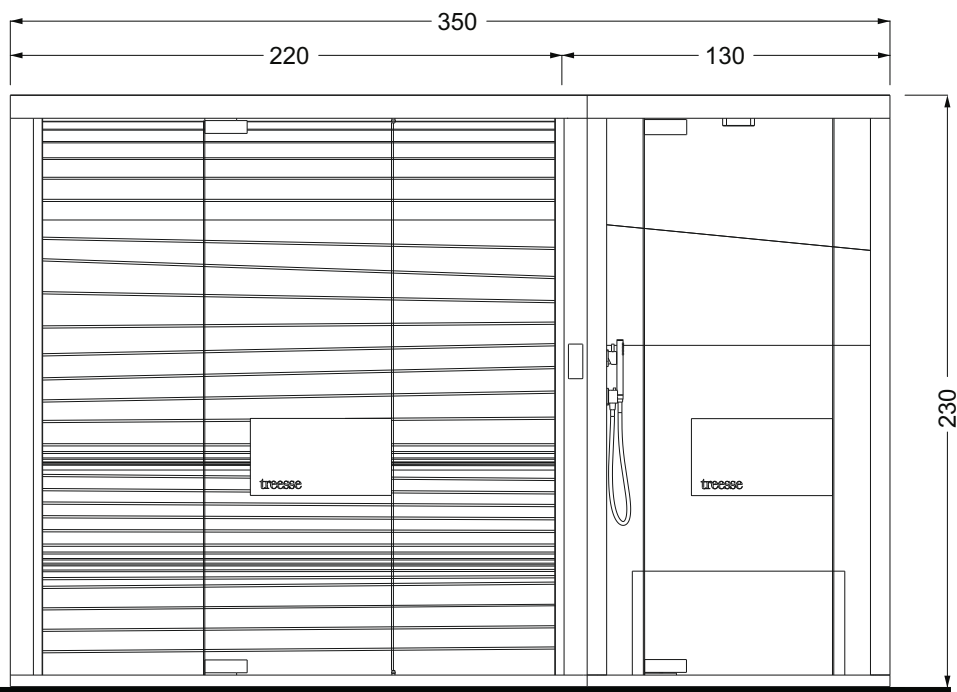
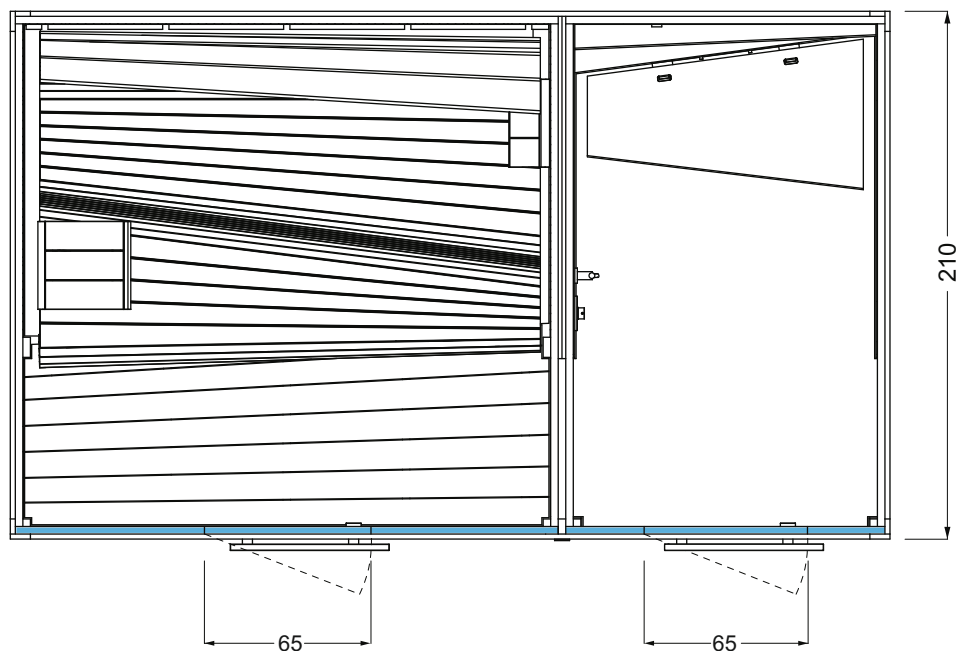
Voltaggio
Voltage 380 volt

Frequenza
Frequency 50/60 Hz

Assorbimento
stufa
Stove absorption
absorption 9 Kw

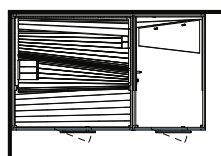
Assorbimento
Hammam
Hammam 4 Kw

Disegno tecnico / Technical drawing

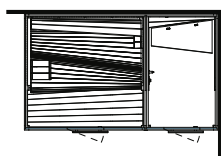


Pannello di controllo **COM** Control panel

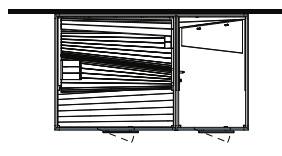
Installazioni disponibili / Installations allowed



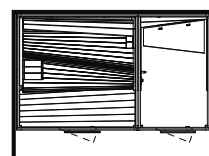
1 (SX)



2 (DX)



A PARETE



NICCHIA

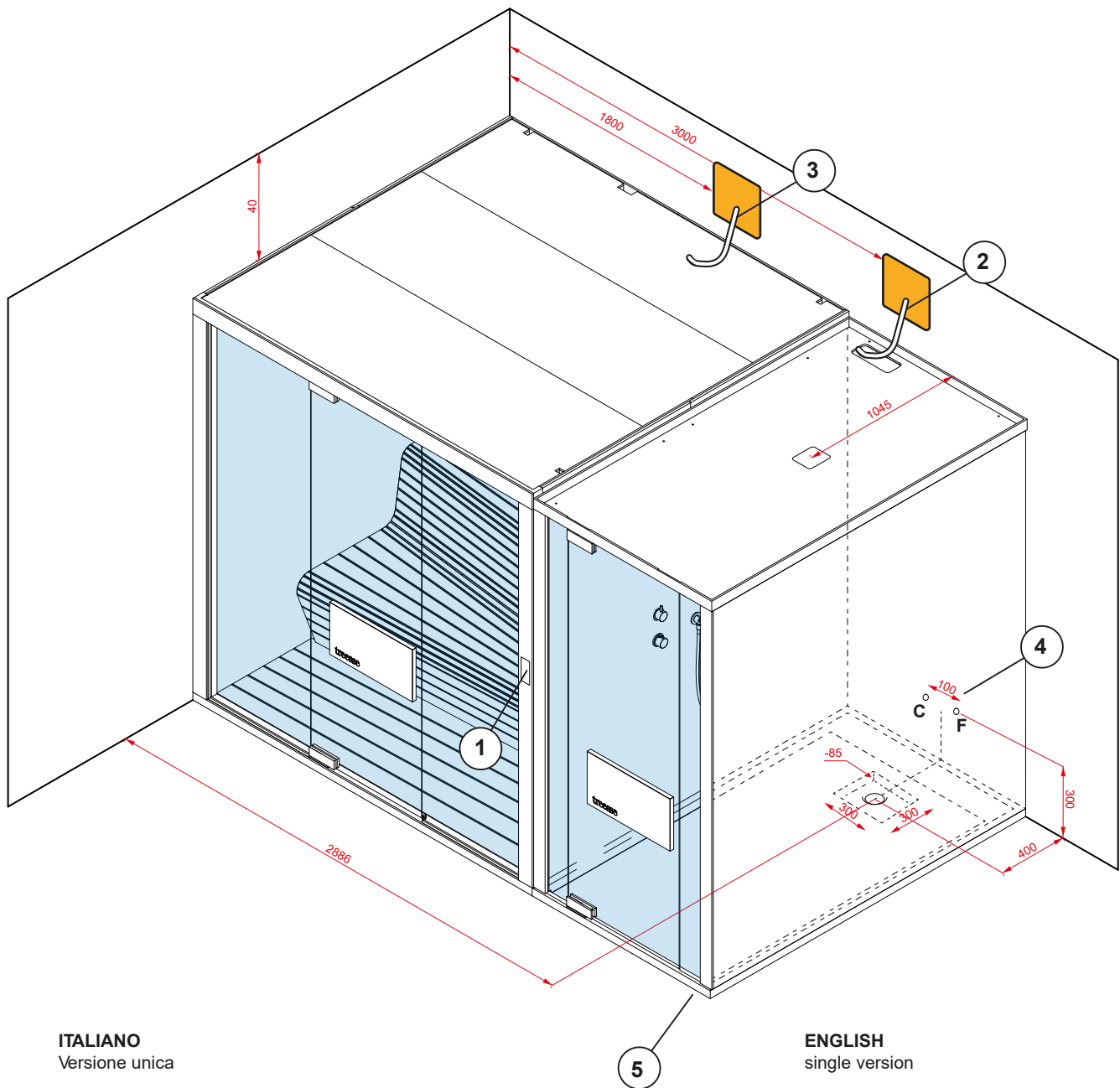
La ditta produttrice si riserva di apportare le modifiche tecniche opportune al prodotto senza obbligo di preavviso o di sostituzione
The manufacturer reserves the right to make any necessary technical alterations to the product without prior notice or replacement

2024 rev.01

MIRAGE

sauna+hammam

Installazione idraulica - Installazione elettrica / Hydraulic installation - Electrical installation



ITALIANO

Versione unica

Dimensioni di ingombro in centimetri.

- 1 - Comandi
- 2 - Cavo adeguato potenza 9 Kw (2000mm)
- 3 - Cavo adeguato potenza 12 Kw (2000mm)
- 4 - Attacchi acqua C(calda) F (fredda) 1/2" F GAS tubo diam. 40mm
- 5 - Area hammam 2100 x 1300 da proteggere con guaina impermeabile

■ = Aree disponibili per gli allacciamenti.
200 x 200 mm

ENGLISH

single version

Overall dimension in centimetres.

- 1 - Control panel
- 2 - Power cable 9 Kw (2000mm)
- 3 - Power cable 12 Kw (2000mm)
- 4 - Water connection C(hot) F(cold) 1/2" F GAS Tubes diam. 40mm
- 5 - Hammam area 2100 x 1300 to be installed with waterproof membrane

■ = Area for positioning of the outlets.
200 x 200 mm